


WorkSafeBC / Industry & Labour Services

2018 Update

May, 2018

Content

- WorkSafeBC 2016 Statistics
- Industry & Labour Services Update
- Current Initiatives



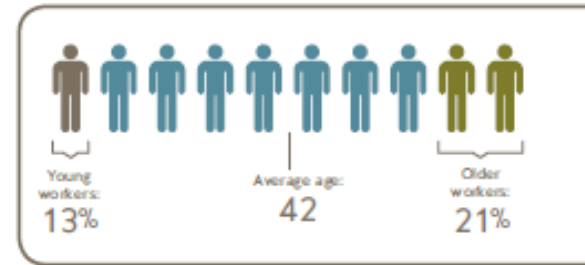
WorkSafeBC 2016 Statistics

[Source: WorkSafeBC.com annual statistics](http://WorkSafeBC.com)

2016 Key Statistics

BC Injured Workers

Men	62%
Women	38%
Average Age	42
Young workers (age 15 - 24)	6,650 (13%)
Older workers (age 55 and over)	10,965 (21%)
Claims	
Injuries reported	149,554
Claims first paid this year	103,687
Work-related death claims	144
Short-term disability claims	45,891
Occupational disease claims	3,185
Percentage of claims disallowed	8.4%
Days lost from work	2.6 million
Average time to first payment (from day of disablement)	17.6 days
Average length of short-term wage-loss benefits	54.0 days

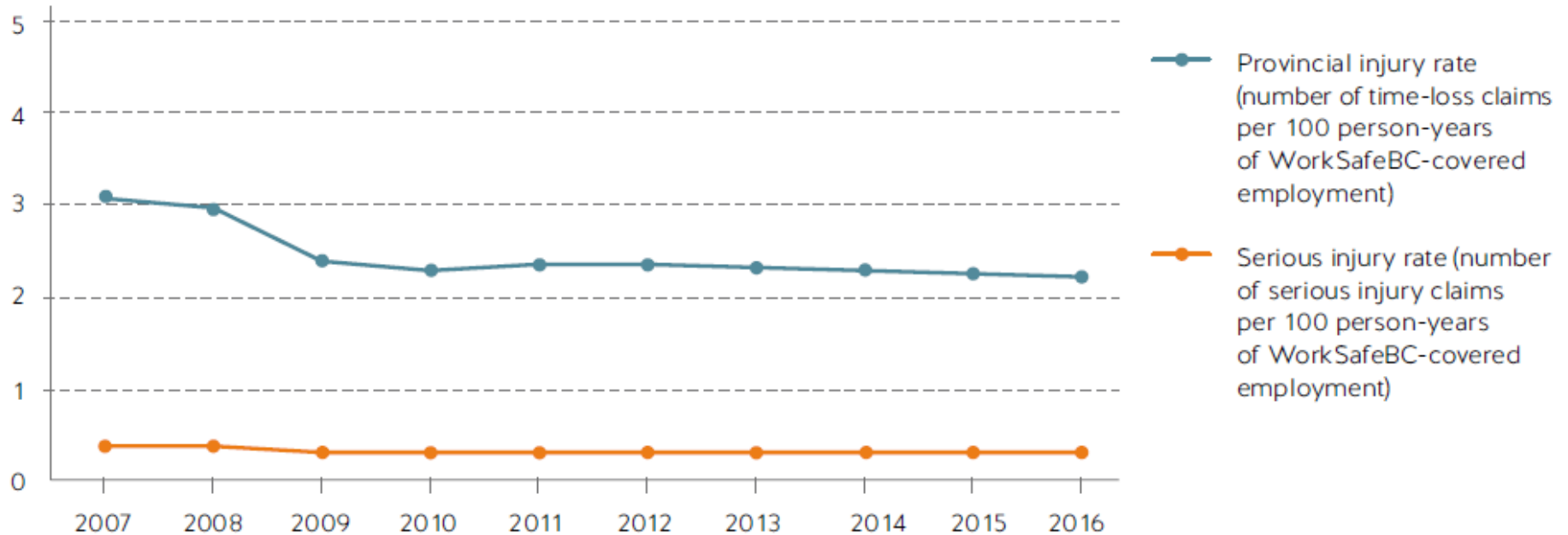


2016 Fatality claims by category

Category ⁴ of injury or disease	Year accepted										2007- 2016
	2007	2008	2009	2010	2011	2012	2013	2014	2015	2016	
MVI ⁵ — same year	19	16	18	22	17	19	19	16	5	12	163
MVI ⁵ — prior year	3	5	3	9	9	6	3	10	4	10	62
MVI⁵ — subtotal	22	21	21	31	26	25	22	26	9	22	225
Other injury ⁶ — same year	39	46	27	30	35	32	24	30	32	19	314
Other injury ⁶ — prior year	7	17	13	15	9	12	14	20	9	18	134
Other injury⁶ — subtotal	46	63	40	45	44	44	38	50	41	37	448
Asbestos exposure	59	53	53	59	67	67	59	76	48	64	605
Other disease	12	23	7	21	9	15	11	23	24	21	166
Disease — subtotal	71	76	60	80	76	82	70	99	72	85	771
Total	139	160	121	156	146	151	130	175	122	144	1,444

Injury Rates

Provincial injury rate and serious injury rate, 2007-2016^{1,2}

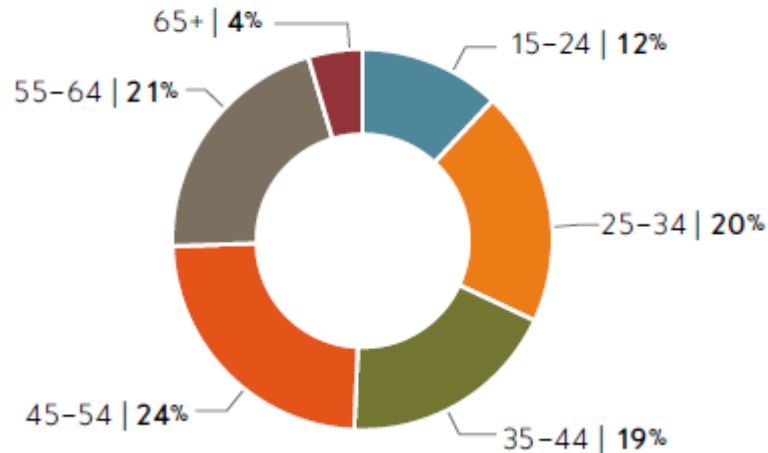


Serious Injury Rate by sector

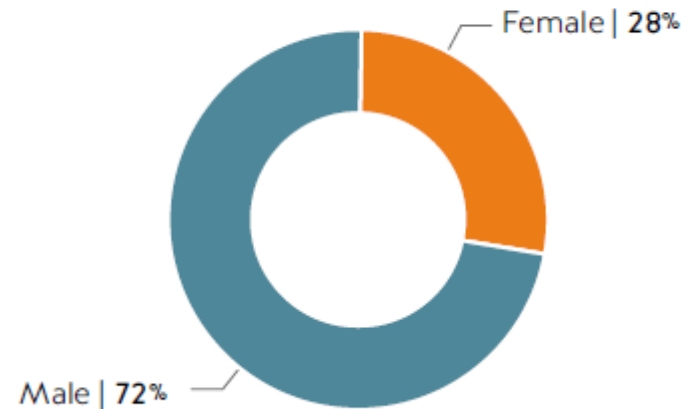
Serious injury rate by sector ³	2011	2012	2013	2014	2015
70 — Primary resources	0.75	0.74	0.75	0.74	0.72
71 — Manufacturing	0.53	0.53	0.51	0.50	0.51
72 — Construction	0.92	0.86	0.80	0.83	0.89
73 — Transportation and warehousing	0.66	0.64	0.60	0.67	0.65
74 — Trade	0.18	0.19	0.20	0.19	0.20
75 — Public sector	0.30	0.32	0.36	0.32	0.33
76 — Service sector	0.15	0.16	0.15	0.15	0.16
All B.C. — Rateable sectors	0.29	0.29	0.28	0.29	0.29

Serious Injury Rates by age & gender

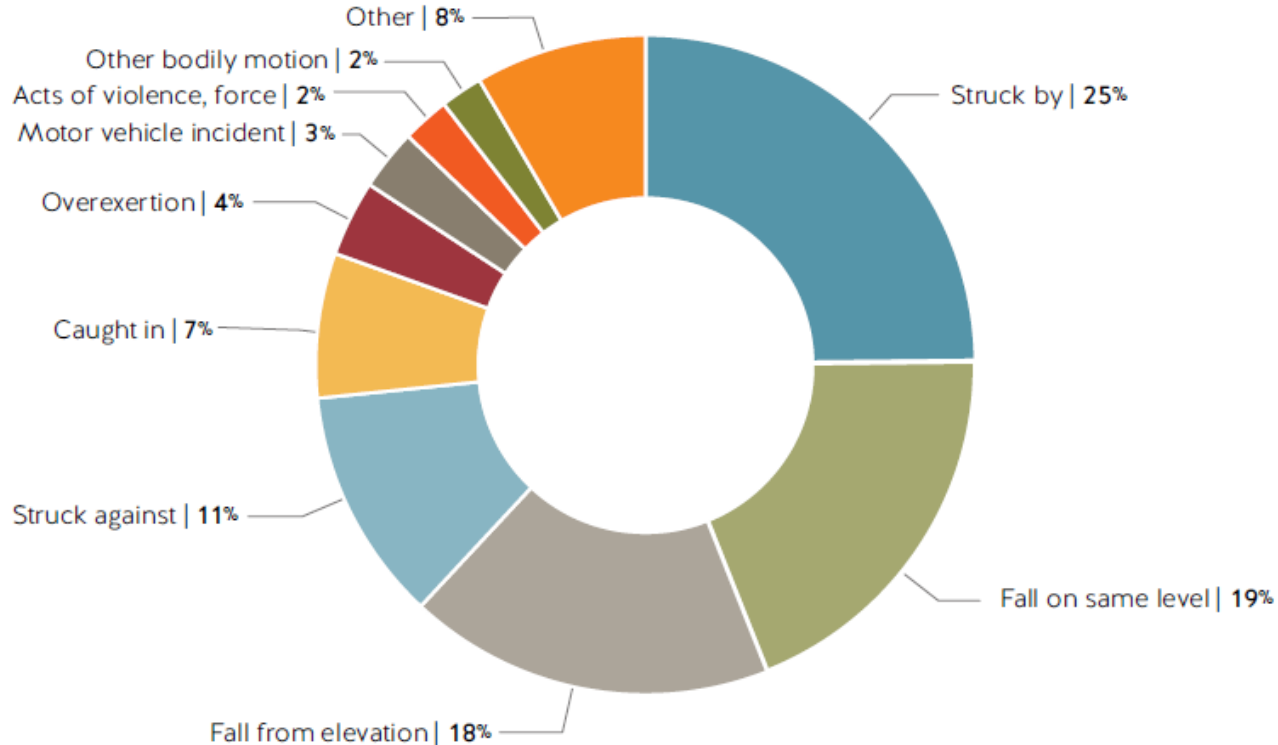
2016 Serious injury claims
by age group



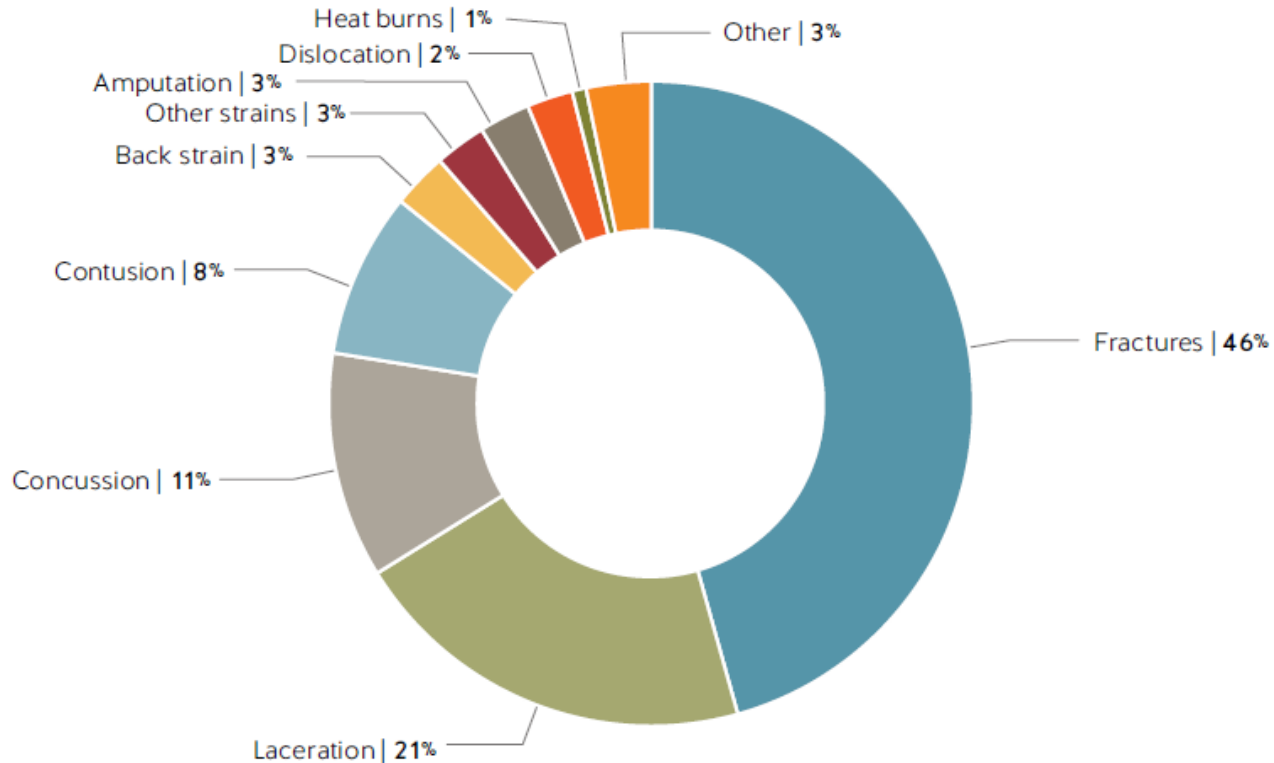
2016 Serious injury by gender



Serious Injury Rates by incident type



Serious Injury Rates by injury type



Industry & Labour Services

ILS Core Activities

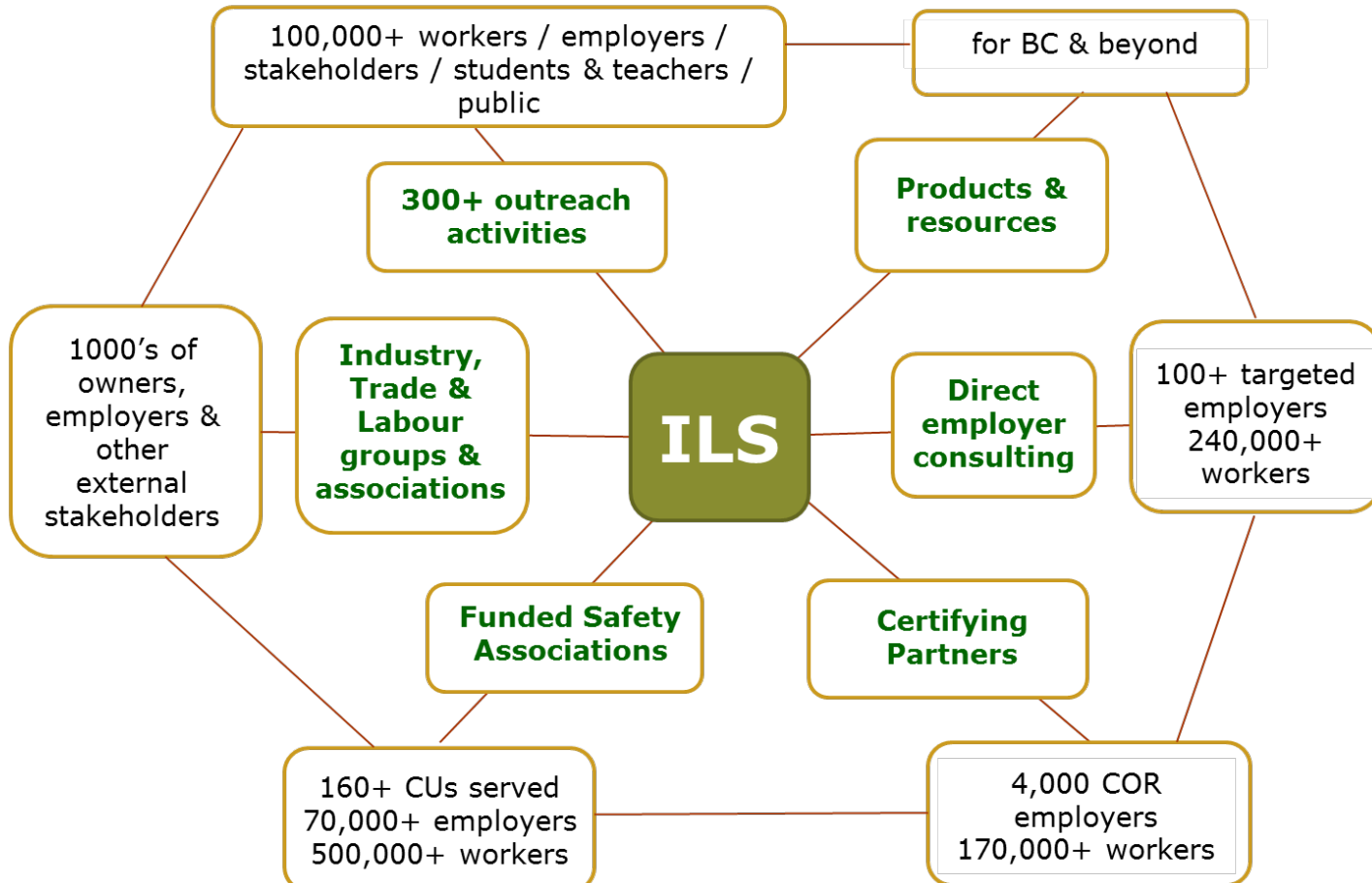
Two primary “streams” of business:

1. Industry outreach / support (including HSA support)
2. Certificate of Recognition (COR) Programs

60 + staff:

- Industry Managers
- Industry Specialists
- Business Planning Analysts
- Finance / Operations
- Certificate of Recognition
- Creative PPD
- Support staff

The multiplier effect: Programs, resources & activities



ILS' Industry Outreach Teams:

- Transportation
- Manufacturing
- Retail
- Construction
- Forestry
- Oil & Gas
- Agriculture
- Fishing
- Municipalities
- Public Sector: Health Care and Education
- Tourism
- Hospitality
- The Arts: Film, TV, Stage
- Young Worker
- Small Business

Industry and Labour Services | Our primary goals for 2016



Forestry

Improving safety for manual tree falling and bucking.



Agriculture

Reducing the number of serious injuries caused by tractor use and interactions with large animals.




Construction

Reduction of falls from heights—with a particular emphasis on falls from ladders.



Oil and Gas

Supporting the upstream oil and gas industry in reducing workplace incidents and serious injuries relating to equipment in high risk operations.



Fishing

Increased use of personal flotation devices by all fishermen.



Young Worker

Reducing young worker fatalities and injury rate by raising awareness of rights and responsibilities.



Small Business

Ensuring that Small Business owners are aware of and act on their obligations to provide a healthy and safe workplace for their workers.



Municipalities

Focus on serious injuries to firefighters caused by non-firefighting activities and confined spaces.



Transportation

Reducing MVIs with a secondary focus on falls from heights.



Education

Reducing incidents of violence against education assistants.



Health Care

Preventing violence in the workplace.



Manufacturing

Reducing the number of amputation injuries through improved machine guarding and lock-out procedures.

Health & Safety Associations

12 HSAs

2017 Funding = \$14.3 million



Injury Reduction Initiatives (IRIs)

5 IRIs

2017 Funding = \$4.1 million

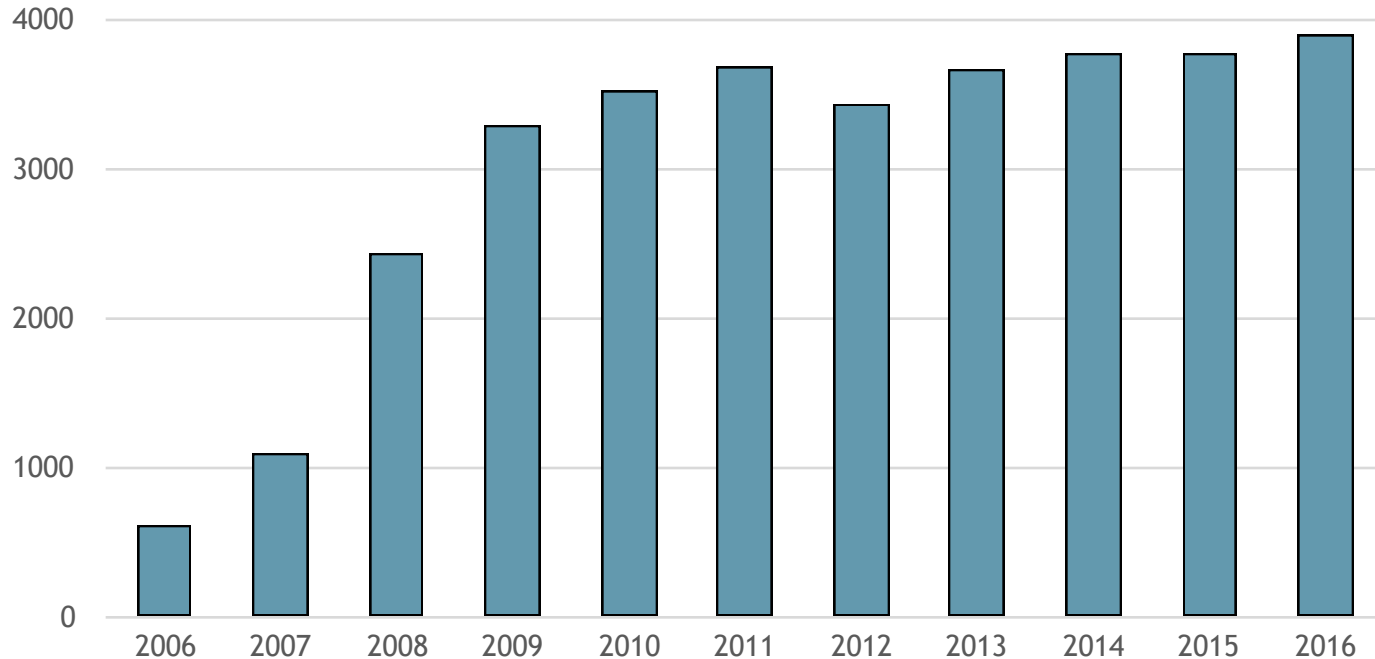


Certificate of Recognition (COR) program

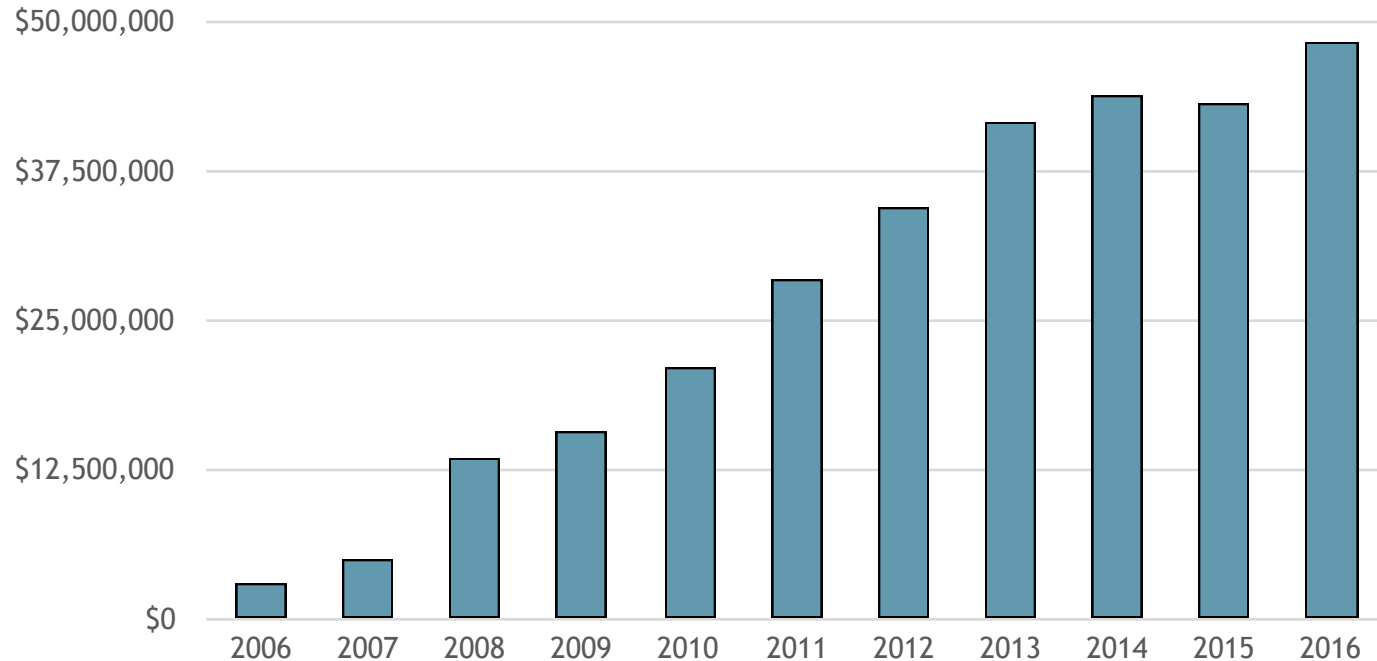
8 Certifying Partners
2017 Funding = \$7.2 million



Number of COR employers



Incentives paid by COR certification year



COR Review - Program Principles

Excerpt from Draft Policy AP1-42-4:

The principles of the Program are to:

- *Support Part 3 of the Act...*
- *Encourage employers to build a culture of health and safety in workplaces across BC.*
- *Recognize meaningful worker participation as integral to an employer's OHSMS.*
- *Meet the specific needs of different sized employers.*
- *Encourage continual improvement in an employer's OHSMS.*



COR Review – Practice Directives

Topics

Audit standards

Establish criteria for measuring the successful implementation and effectiveness of an OHSMS.

Audit tools

Design audit tools that are effective and suitable for various levels of auditing expertise and employers with different levels of OHSMS complexity.

Employer categorization

Establish employer categorization practices that are supportive of the program principles.

Audit process requirements

Establish audit process requirements to provide guidance around audit timing, audit scope, and other factors to ensure credible reported results.

Auditors

Establish the minimum standards for auditor qualification and training for both external and internal auditors.

Quality assurance

Establish a quality assurance framework for employers, auditors, and certifying partners to maintain the integrity of the program.

Equivalency/reciprocity

Establish processes for evaluating other safety certification programs against WorkSafeBC's program.

Financial incentives

Clarify the interpretation of the policy language in determining employer eligibility for incentive payments.

Current Initiatives

Standard for Faller Training

Revisiting the standard for faller training and evaluation



BC **Forest Safety** Council
Unsafe is Unacceptable



Ministry of Forests, Lands and
Natural Resources
Wildfire Management Branch



Asbestos initiatives – Hiding in Plain Site

... worker safety, building renovation
and abatement matters,
environmental protection, and
public health and awareness



Ministry of Jobs, Tourism and Skills Training
and Responsible for Labour;
Ministry of Environment;
Ministry of Community, Sport and Cultural Development;
Ministry of Natural Gas Development and Responsible for Housing
and the Ministry of Health

Thinkasbestos.com

Seasonal Agriculture Worker Program

WorkSafeBC coordinated information sessions and presented bullying and harassment information



Mexico

Jamaica



Ministries of Labour, Health and Agriculture

Crane Initiative



Crane operator certification
National harmonization
International harmonization

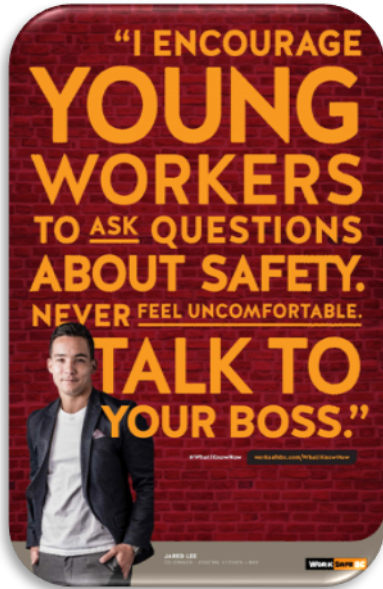
A photograph of several police jackets hanging on a rack, overlaid with a semi-transparent teal filter. The jackets are dark-colored with reflective strips and police insignia, including the words "POLICE VANCOUVER BC".

Share it. Don't wear it campaign survey

BCFirstRespondersMentalHealth.com

BCFirstRespondersMentalHealth.com

Listen to your Gut



#Listen
TO
YOUR Gut

What I know now

Did you know?



The overall young worker injury rate is slightly lower than the injury rate for all workers; however, the injury rate for **males under 25** is much higher than the injury rate for any other workers.